






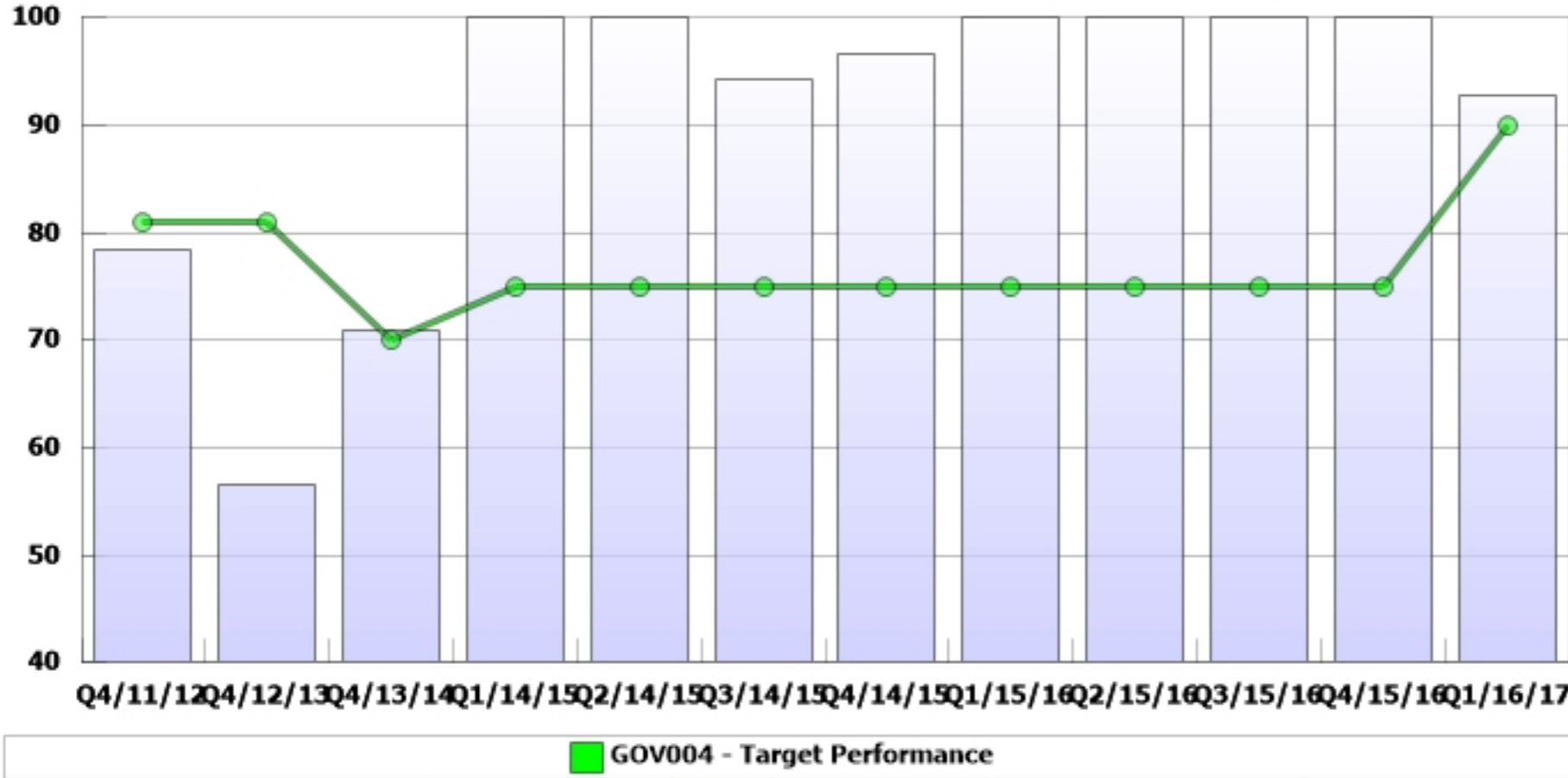
Quarterly Indicators		Quarter 1		Quarter 2		Quarter 3		Quarter 4		Is year-end target likely to be achieved?
		Tgt	Actual	Tgt	Actual	Tgt	Actual	Tgt	Actual	
Governance										
GOV004	(Major planning) (%)	90.00%	92.86%		90.00%		90.00%		90.00%	Yes
GOV005	(Minor planning) (%)	90.00%	88.68%		90.00%		90.00%		90.00%	Yes
GOV006	(Other planning) (%)	94.00%	94.69%		94.00%		94.00%		94.00%	Yes
GOV007	(Appeals - officers) (%)	20.0%	21.4%		20.0%		20.0%		20.0%	Uncertain
GOV008	(Appeals - members) (%)	50.0%	57.1%		50.0%		50.0%		50.0%	Yes

GOV004 What percentage of major planning applications were processed within 13 weeks or extension of time date?

Additional Information: This indicator ensures that local planning authorities determine major planning applications in a timely manner (within thirteen weeks).

For enquiries regarding this indicator contact the Performance Improvement Unit by email on performance@eppingforestdc.gov.uk or by telephone on 01992 564042.

Current and previous quarters performance



Quarter	Target	Actual
Q1/16/17	90.00%	92.86%
Q4/15/16	75.00%	100.00%
Q3/15/16	75.00%	100.00%
Q2/15/16	75.00%	100.00%
Q1/15/16	75.00%	100.00%



Annual Target: 2016/17 - 90.00%
2015/16 - 75.00%

Indicator of good performance:
A higher percentage is good

↑ is the direction of improvement

Is it likely that the target will be met at the end of the year?

Yes



Comment on current performance (including context):

(Q1 2016/17) Major type applications represent only a small number of the overall number of planning applications received, but they are more complex and generally are reported to planning committees, so deadlines for decisions are tight. Because of this, the performance can be volatile, but with 13 out of 14 decided in time, the target has been achieved.

Corrective action proposed (if required):

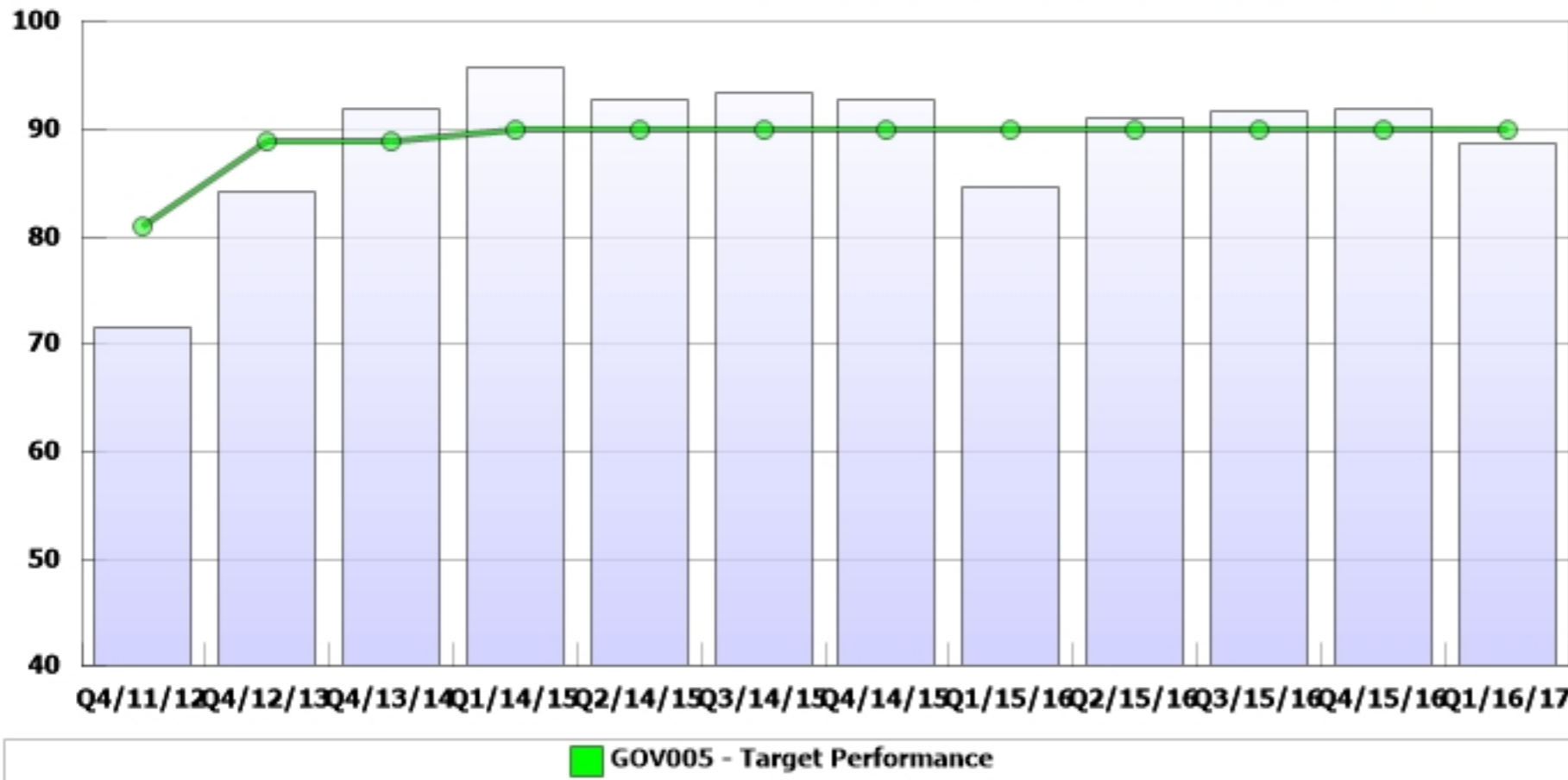
(Q1 2016/17) -

GOV005 What percentage of minor planning applications were processed within 8 weeks or extension of time date?

Additional Information: This indicator ensures that local planning authorities determine 'minor' planning applications in a timely manner (within eight weeks).

For enquiries regarding this indicator contact the Performance Improvement Unit by email on performance@eppingforestdc.gov.uk or by telephone on 01992 564042.

Current and previous quarters performance



Quarter	Target	Actual	Status
Q1/16/17	90.00%	88.68%	X
Q4/15/16	90.00%	92.05%	✓
Q3/15/16	90.00%	91.67%	✓
Q2/15/16	90.00%	91.13%	✓
Q1/15/16	90.00%	84.62%	X

Annual 2016/17 - 90.00% (delegated)
 Target: 2015/16 - 90.00% (delegated)

Indicator of good performance:
 A higher percentage is good

↑ is the direction of improvement

Is it likely that the target will be met at the end of the year?

Yes



Comment on current performance (including context):

(Q1 2016/17) - This covers planning applications that include 1 to 9 dwellings/ pitches per application as well as offices, light industry, general industry, storage, warehousing or retail floorspace under 10,000sq m or 1 hectare and other minor developments. 94 out of 106 applications were made in time, the lower figure at this stage is because of the gap of 4 weeks between committee meetings.

Corrective action proposed (if required):

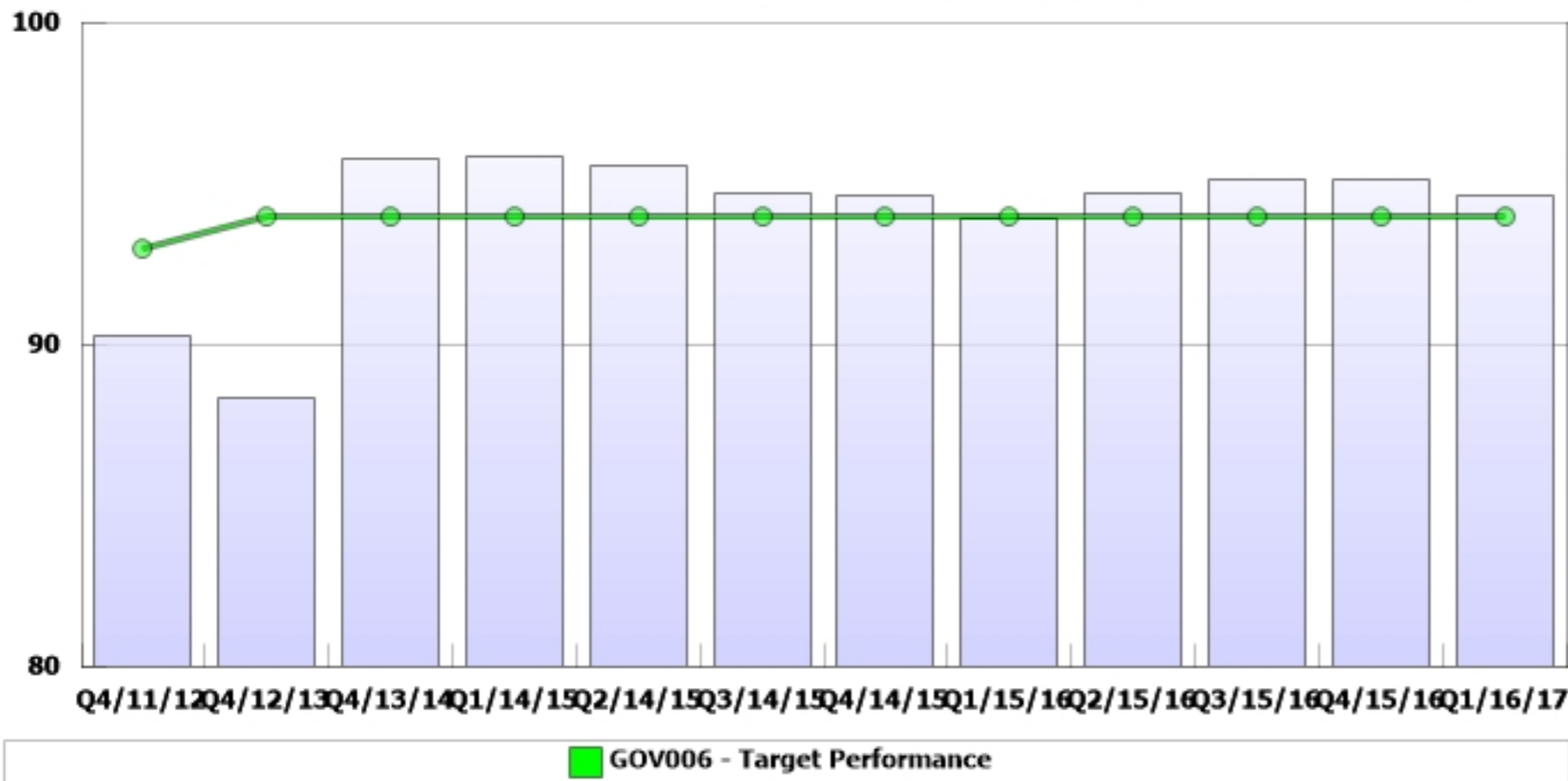
(Q1 2016/17) - The figure is within tolerance and officers will be reminded of the need to seek an extension of time from applicants where planning applications go to planning committee.

GOV006 What percentage of other planning applications were processed within 8 weeks or extension of time date?

Additional Information: This indicator ensures that local planning authorities determine 'other' planning applications in a timely manner (within eight weeks).

For enquiries regarding this indicator contact the Performance Improvement Unit by email on performance@eppingforestdc.gov.uk or by telephone on 01992 564042.

Current and previous quarters performance



Quarter	Target	Actual	Status
Q1/16/17	94.00%	94.69%	✓
Q4/15/16	94.00%	95.17%	✓
Q3/15/16	94.00%	95.20%	✓
Q2/15/16	94.00%	94.72%	✓
Q1/15/16	94.00%	93.96%	✗

Annual Target: 2016/17 - 94.00% (delegated)
 2015/16 - 94.00% (delegated)
 Indicator of good performance:
 A higher percentage is good
 ↑ is the direction of improvement

Is it likely that the target will be met at the end of the year?
 Yes

Comment on current performance (including context):

(Q1 2016/17) - GOV006 represents the highest number out of all planning application types decided, which includes household extensions. 321 out of 339 applications were decided in time in this category and meets the target.

Corrective action proposed (if required):

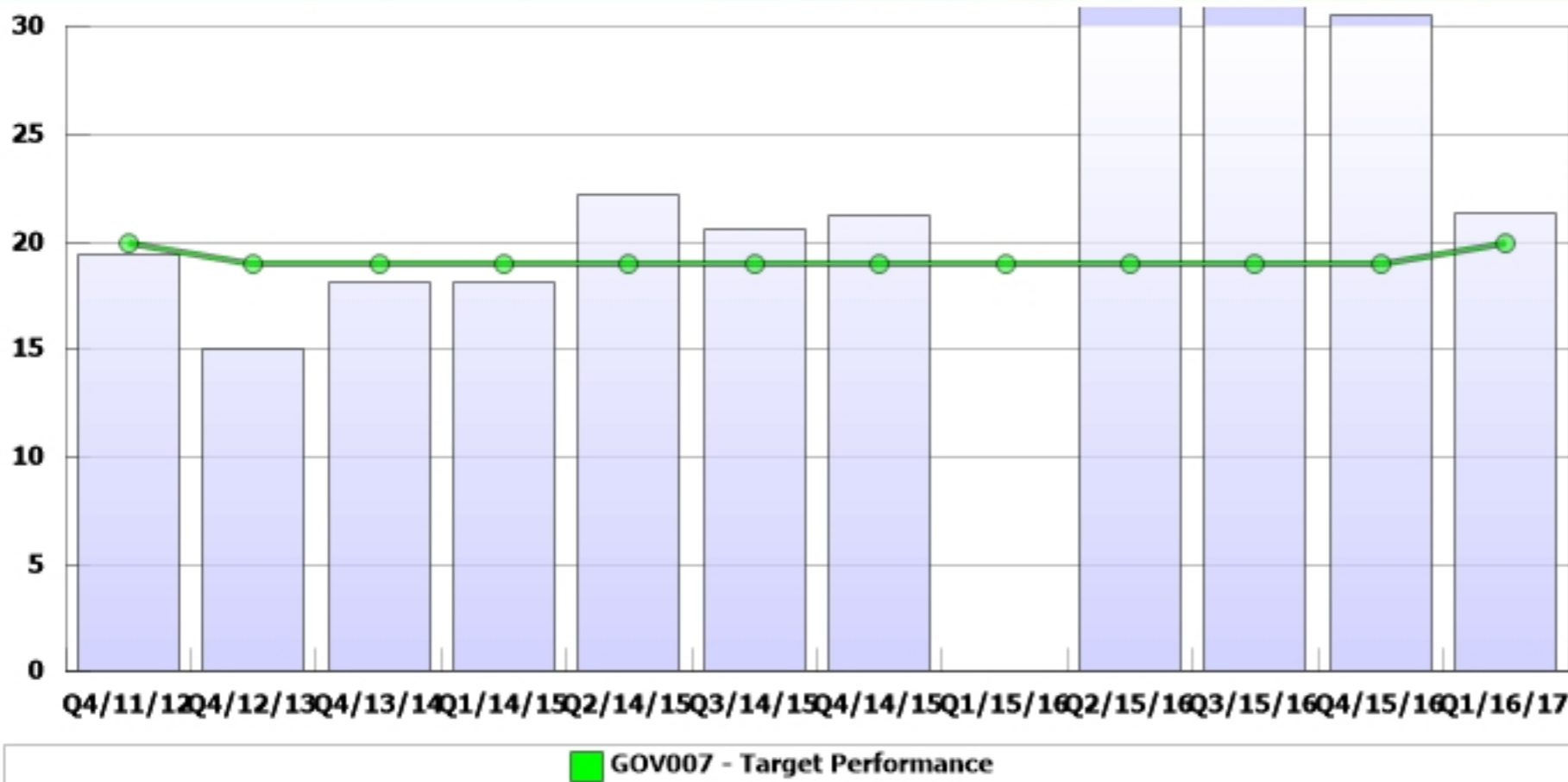
(Q1 2016/17) -

GOV007 What percentage of planning applications recommended by planning officers for refusal were overturned and granted permission following an appeal?

Additional Information: This indicator is expressed as a percentage of the no. of appeals determined and seeks to assess the levels of applications that may be refused in order to meet development control performance targets. It measures the performance of only Officer Recommendations for refusal of planning permission

For enquiries regarding this indicator contact the Performance Improvement Unit by email on performance@eppingforestdc.gov.uk or by telephone on 01992 564042.

Current and previous quarters performance



Quarter	Target	Actual
Q1/16/17	20.0%	21.4%
Q4/15/16	19.0%	30.6%
Q3/15/16	19.0%	33.3%
Q2/15/16	19.0%	31.8%
Q1/15/16	19.0%	0.0%

Annual 2016/17 - 20.0%
 Target: 2015/16 - 19.0%

Indicator of good performance:
 A lower percentage is good

↓ is the direction of improvement

Is it likely that the target will be met at the end of the year?
 Uncertain

Comment on current performance (including context):

(Q1 2016/17) - Of the 14 appeal decisions resulting from officer recommendations to refuse planning permission, 3 were allowed on appeal, one of which was a complex gypsy and traveller application.

Corrective action proposed (if required):

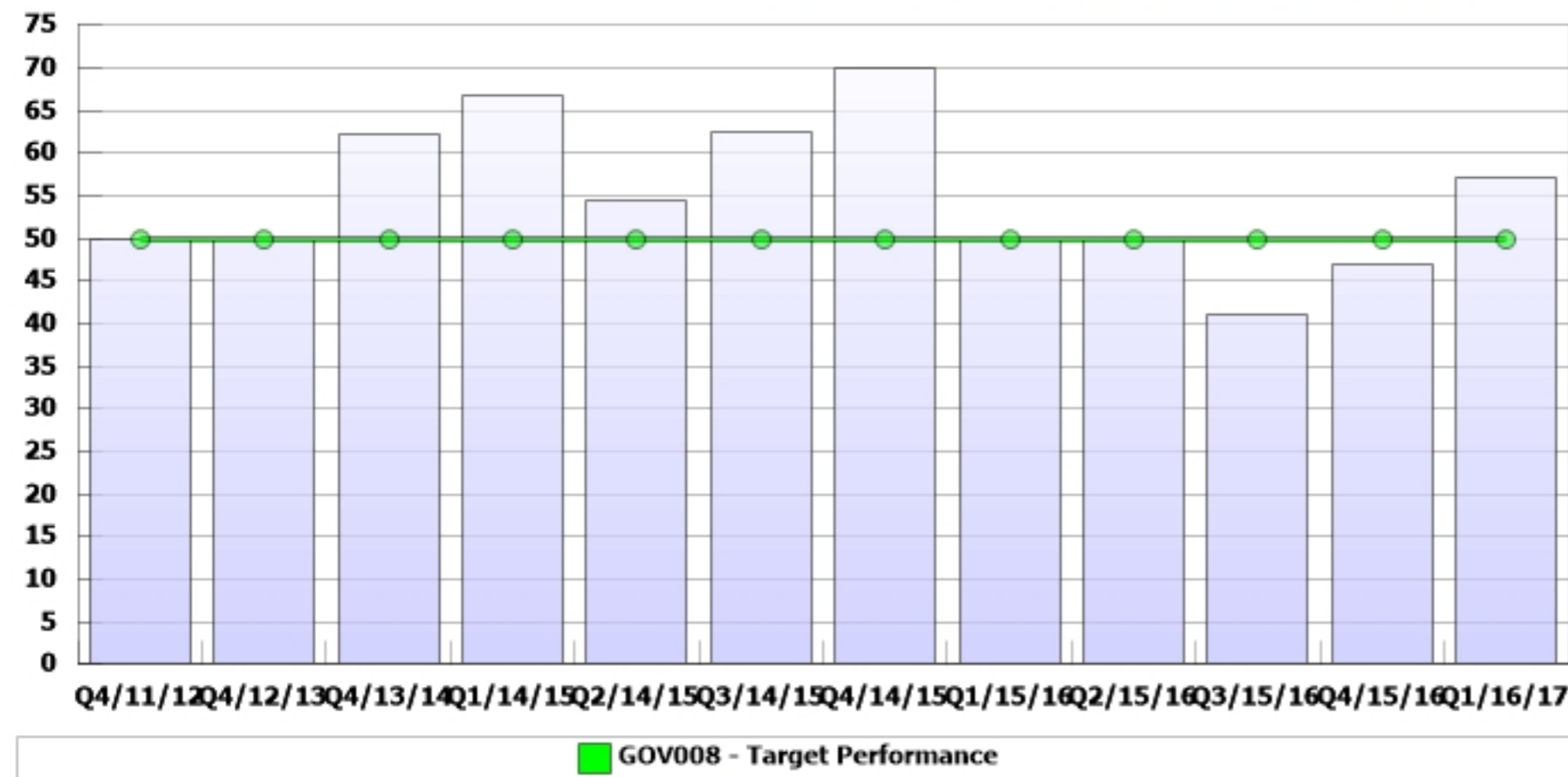
(Q1 2016/17) - Slightly over performance target and officers will consider weight given to third party objections, which were a factor in the 3 appeals cases initially being refused planning permission.

GOV008 What percentage of planning applications refused by Council Members against the planning officer's recommendations were granted permission to appeal?

Additional Information: This indicator is expressed as a percentage of the no. of appeals determined and seeks to assess the levels of applications that may be refused in order to meet development control performance targets. It measures the performance of only Officer Recommendations for refusal of planning permission

For enquiries regarding this indicator contact the Performance Improvement Unit by email on performance@eppingforestdc.gov.uk or by telephone on 01992 564042.

Current and previous quarters performance



Quarter	Target	Actual
Q1/16/17	50.0%	57.1%
Q4/15/16	50.0%	46.9%
Q3/15/16	50.0%	41.2%
Q2/15/16	50.0%	50.0%
Q1/15/16	50.0%	50.0%

X
 ✓
 ✓
 ✓
 ✓

Annual 2016/17 - 50.0%
 Target: 2015/16 - 50.0%
 Indicator of good performance:
 A lower percentage is good
 ↓ is the direction of improvement

Is it likely that the target will be met at the end of the year?
 Yes

Comment on current performance (including context):

(Q1 2016/17) - Outside of tolerance, but low number of appeal decisions in this category. Members decisions to refuse planning permission by reversing officer recommendations on planning applications were supported on appeal in 3 out of 7 cases, but 57.14% (4 applications) were allowed and therefore outside of the target.

Corrective action proposed (if required):

(Q1 2016/17) - All 4 allowed were for additional housing where there were 3rd party objections. Planning Committees need to take account of all planning considerations including making the best use of previously developed land.